


# Parent Backpack Notifications

Sign into Parent Backpack using <https://parents.gcsbackpack.com>



Greenville County Schools Backpack *for Parents*

[Español](#)

### Parent Sign In

Email/Username [Need help?](#)

Password [Need help?](#)

[Sign In](#)

### I'm a parent

Parents/Guardians\*:

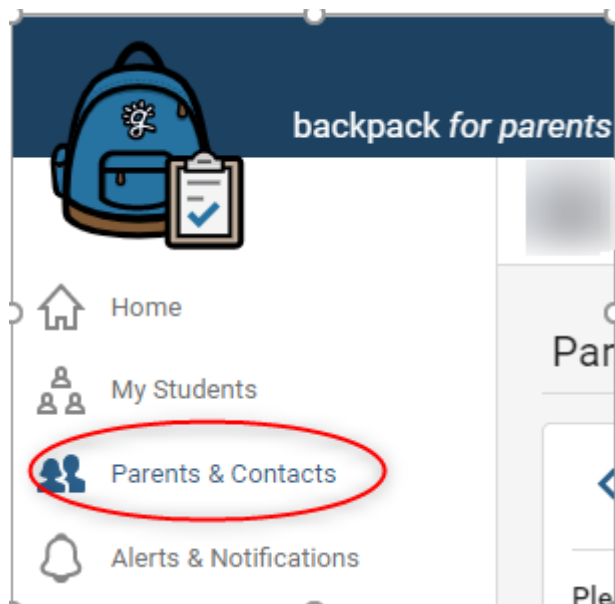
If you already have a backpack account use the "Sign In" options to sign in. If you do not already have an account, but are a parent \* of a current or future Greenville County Schools student, use the "Sign Up as a Parent" button/link below.

[Sign Up as a Parent \\*](#)

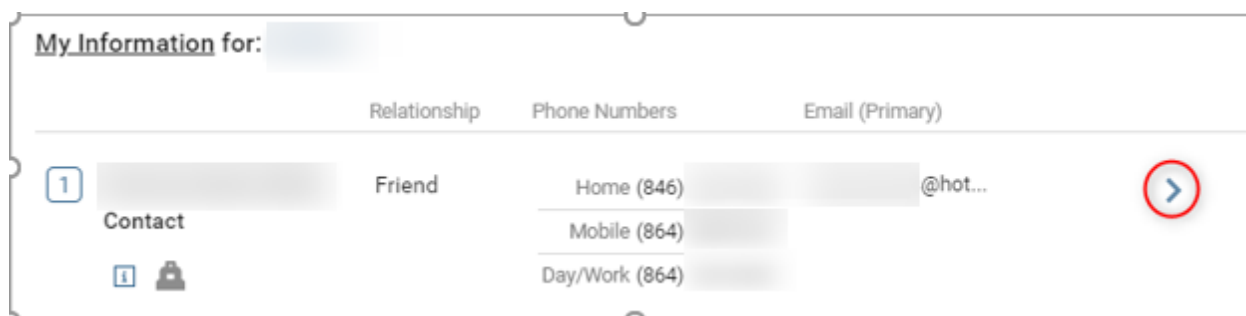
[← Go back](#)

\* Parent/legal guardian or noncustodial guardian

Parents can edit their own information by clicking on **Parents & Contacts** on the left hand Navigation Bar.




Click on the arrow, circled in **red**, on the same row as your name.



This will take you to the Edit Parent/Guardian/Contacts screen. Here you will be edit your name, relationship, phone number, address and employer information. You will need to click on the Edit button in the top right hand corner of the box.

**Phone Number(s)**

 Edit

Home Phone

(846)

Day/Work Phone

(864)

Mobile Phone Number

(864)

AT&T

\* For setting your Text (SMS) preferences, please visit the [Notifications](#) link after you have added or updated your mobile phone settings.

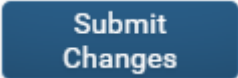
i

Some changes in this section are pending approval by your student's school.

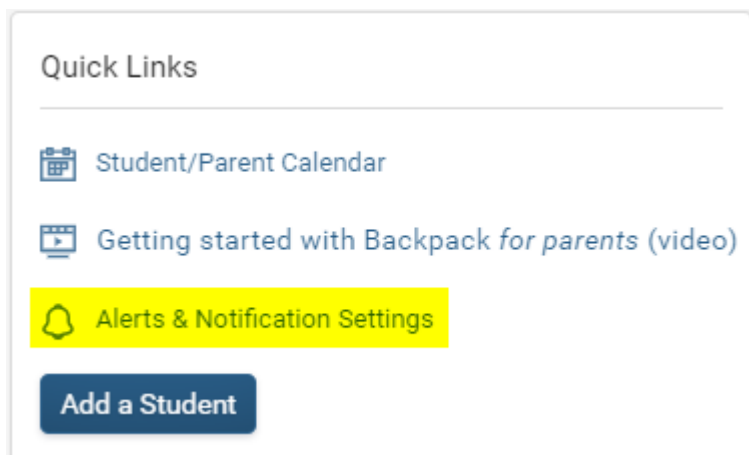
Once you have the Edit Function on, the screen will look like this.

The screenshot shows a form titled "Phone Number(s)" with a "Cancel" button in the top right. It contains three sections: "Home Phone" with a text input field containing "(846) [redacted]"; "Day/Work Phone" with a text input field containing "(864) [redacted]"; and "Mobile Phone Number" which includes a text input field containing "(864) [redacted]" and a dropdown menu currently set to "AT&T". Below these fields is a note: "Note: If your mobile provider is not listed, then at this time backpack does not support sending text (SMS) messages to your mobile phone number." followed by an asterisk and a link: "\* For setting your Text (SMS) preferences, please visit the [Notifications](#) link after you have added or updated your mobile phone settings." At the bottom, there is an information icon and a message: "Some changes in this section are pending approval by your student's school."

Please be aware that there is a [Notification](#) hyper link that will take you to the Notification Screen, so that you can update which type of Notifications you wish to receive on your mobile phone. You can see from the bottom information message that so of your changes are pending you going to your Student's School and having your Parent Backpack Account approved.

Once you have made the changes, please select the blue  button.

On the Home Page, under Quick Links, click on "Alerts & Notification Settings".



Then you will need to select which type of Notifications you wish to receive via Emails or Text Messages. Move the toogle under the Notifications Type until it turns green. Green means that you have selected to receive these Notifications.

Notification Settings for [redacted]

Notifications:	<a href="#">Class</a> <sup>1</sup>	<a href="#">School</a> <sup>2</sup>	<a href="#">District</a> <sup>3</sup>	<a href="#">System</a> <sup>4</sup>
[redacted] hotmail.com	<input checked="" type="checkbox"/>	<input checked="" type="checkbox"/>	<input type="checkbox"/>	<input type="checkbox"/>

(864) [redacted] Please visit the "Mobile Phone Number" area under your information on the Parents & Contacts page to verify this mobile phone number

<sup>1</sup> Class Notifications

---

Notifications that get sent by your teacher to your class.

<sup>2</sup> School Notifications

---

Notifications that get sent by the school you attend.

<sup>3</sup> District Notifications

---

Notifications that get sent to the whole school district. Examples include school closures or similar notices.

<sup>4</sup> System Notifications

---

Notifications that get sent by backpack or other Greenville County Schools systems. These are typically automated notifications.

Please notice that there are definitions for the four classifications of Notifications. You can decide how you would like to receive them.